


Three-finger gripper long stroke series FOUK-TZL

TZ75-136-L

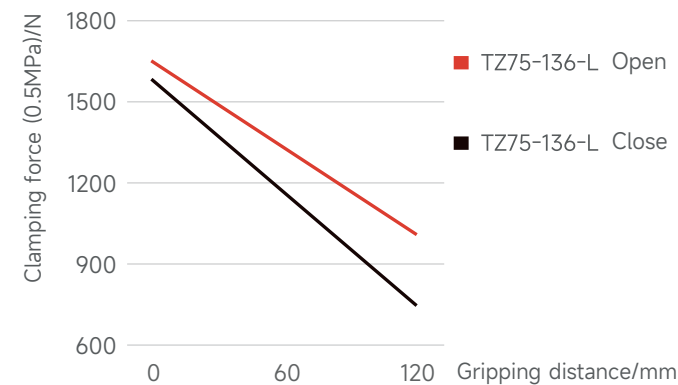
TZ75-136-L



Static load-bearing torque



Gripping force curve



TZ 75 - 136 - L - B - C30 - P - H

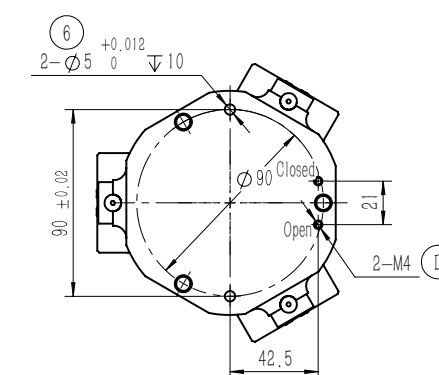
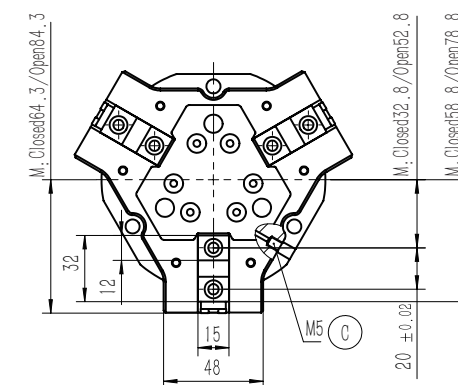
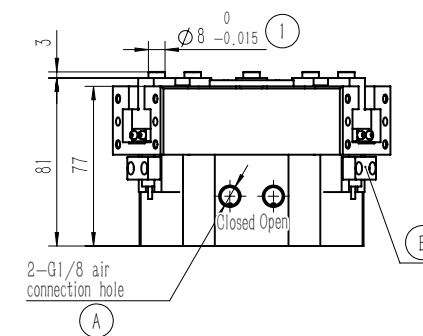
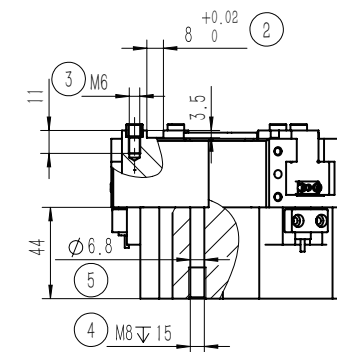
Serial No.	Cylinder bore	Maximum shell diameter	Stroke extension	Ventilation at bottom	Length of push rod	Dust cover IP64	High temperature resistance
TZ	T-shaped three-finger gripper			/ Ventilation on the side	C30 30mm C40 40mm / Without push plate	/ Without dust cover	H -5~240°C / 0~60°C

Inductive proximity sensor

IPSD-2NS-0823-L3	Inductive, NPN, 3-core3m
IPSD-2PS-0823-L3	Inductive, PNP, 3-core3m

*Two sensors are required for each gripper. For the detailed monitoring of two positions, see the sensor appendix.

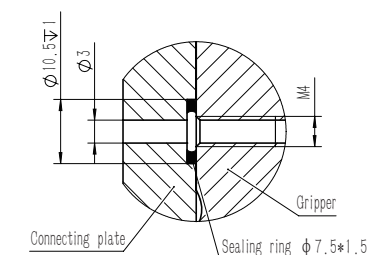
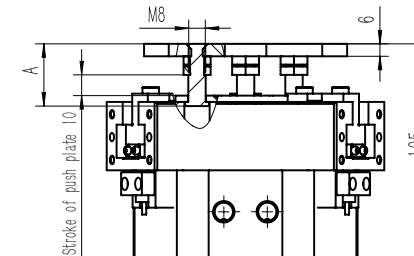
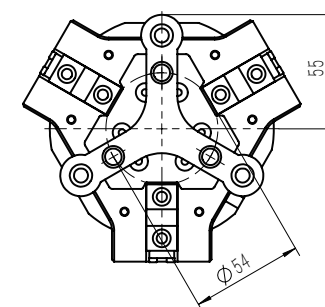
Product attributes	TZ75-136-L		Unit
Single stroke	20		mm
Product weight	2.1		kg
Maximum allowable gripping distance	120		mm
Theoretical maximum gripping force: opening/closing	330P/316P		N
Workpiece weight	8		kg
Opening/closing time	0.2/0.2		s
Gas consumption of single opening and closing cycle	1.2		L
P: Compressed air pressure [bar] Gas consumption: volume of gas consumed at normal pressure (0.5MPa)			
Repeated gripping accuracy/mm	± 0.02	Specification of air connection port	G1/8
Operating air pressure range/bar	3~7	Temperature range of application/°C	-5~60
IP rating	40	Maximum allowable single-finger gripping weight/kg	1



- ① Gripping finger location pin bushing (standard)
- ② Gripping finger positioning groove
- ③ Mounting hole of gripping finger
- ④ ⑤ ⑥ Gripper mounting hole
- ⑦ Gripper positioning hole
- ⑧ Compressed air connection port
- ⑨ Location of inductive proximity sensor
- ⑩ Positive-pressure air blowing hole/grease injection hole
- ⑪ Bottom ventilation hole (version-B)

TZ75-136-L-C30 Pushing

The length A of the push rod can be of the standard version or the extended version, with loading function, and the minimum thrust of the push plate is 75N. If it is dust-proof and provided with the push plate, the stroke is 6.



TZ75-136-L-B Ventilation at bottom

TZ75-136-L-P Dust-proof

Dust-proof module, IP64 for the positive-pressure air blowing hole after it, is connected to the compressed air of 0.05-0.10MPa, otherwise, IP50

